

No. Malaria total Summary report: SMRU Migrant: Oct-2013-September-2014

Start Date: 01-Oct-13, End Date: 30-Sep-14  
 Reporting Period: 01-Oct-13 to 30-Sep-14

Month	Diagnosis	Site																			
		MKT				MRC				WPA				MKK				TKY			
		0-4 Years	5-15 Years	>15 Years	Total	0-4 Years	5-15 Years	>15 Years	Total	0-4 Years	5-15 Years	>15 Years	Total	0-4 Years	5-15 Years	>15 Years	Total	0-4 Years	5-15 Years	>15 Years	Total
Oct-13 to Sep-14	Lower respiratory tract infection	267	91	202	660	263	118	175	556	431	80	100	611	149	32	118	299	64	20	24	108
	Upper respiratory tract infection	484	242	360	1086	248	167	169	584	1345	579	630	2554	266	264	264	794	107	68	56	231
	Watery Diarrhoea	186	22	45	253	40	11	9	60	198	25	44	267	36	7	6	49	16	4	4	24
	Bloody diarrhoea	24	9	34	67	9	2	7	18	18	7	7	32	5	1	3	9	1	1	0	2
	Typhoid	9	10	14	33	1	4	6	11	8	5	12	25	6	5	6	17	7	6	8	21
	Abcess/Wound/Burns	58	63	195	316	25	33	54	112	57	34	82	173	31	29	58	118	4	5	11	20
	Skin diseases	158	82	103	343	50	65	36	151	148	48	97	293	28	21	33	82	9	8	5	22
	Meningitis	1	2	0	3	0	0	0	0	0	0	0	0	0	0	0	0	0	0	0	0
	Measles	3	3	0	6	1	1	0	2	1	0	2	3	0	0	0	0	0	0	0	0
	UTI	7	4	131	142	0	0	0	23	24	15	11	66	92	0	0	34	34	0	0	4
	B1 Def	0	0	0	0	0	0	0	0	0	0	0	0	0	0	0	0	0	0	0	0
	Warms	93	78	102	273	44	73	51	168	292	273	258	823	17	36	48	101	48	37	22	107
	Others	1493	991	3195	5679	339	471	905	1715	1521	792	3075	5388	103	123	586	812	85	111	336	532
	<b>Total</b>	<b>2883</b>	<b>1597</b>	<b>4381</b>	<b>8861</b>	<b>1020</b>	<b>946</b>	<b>1435</b>	<b>3401</b>	<b>4034</b>	<b>1854</b>	<b>4373</b>	<b>10261</b>	<b>641</b>	<b>518</b>	<b>1156</b>	<b>2315</b>	<b>341</b>	<b>260</b>	<b>470</b>	<b>1071</b>

Respiratory infections total Summary report: SMRU Migrant : Oct 2013-Sep 2014

Month	Site	AgeGroup	Upper Respiratory	Lower Respiratory	Pneumonia(OPD)	Pneumonia(IPD)	Total	Deaths
Oct-13 to Sep-14	MKT	< 1 Year	229	18	90	29	366	0
		1-4 Years	379	31	126	16	552	0
		5-14 Years	369	20	30	4	527	0
		>=15 Years	423	73	30	1	423	0
	MRC	< 1 Year	135	7	86	2	230	0
		1-4 Years	245	11	166	0	422	0
		5-14 Years	338	23	59	0	420	0
		>=15 Years	269	147	15	0	431	0
	WPA	< 1 Year	645	40	312	108	1105	0
		1-4 Years	756	52	303	47	1158	0
		5-14 Years	661	29	81	6	777	1
		>=15 Years	940	130	75	5	1150	0
	MKK	< 1 Year	112	13	82	0	207	0
		1-4 Years	208	12	150	0	370	0
		5-14 Years	296	18	64	0	378	0
		>=15 Years	414	71	48	0	533	0
	TKY	< 1 Year	58	0	45	0	103	0
		1-4 Years	107	8	92	0	207	0
		5-14 Years	136	10	15	0	161	0
		>=15 Years	130	19	33	0	182	0
<b>Total</b>		<b>6850</b>	<b>732</b>	<b>1902</b>	<b>218</b>	<b>9702</b>	<b>1</b>	

Clinic	Cause of death
MKT(10)	Aortic dissection
	Sever Pneumonie (by Phobpha Hospital)
	Cardio respiratory Arrest
	Eclampsia and Cerebrovascular Accident
	Sepsis
	Asphyxia (Accident)
	Respiratory Arrest
	Respiratory Failure
	Respiratory Distress Syndrome
	Heart Failure
WPA(17)	Advanced HIV / AIDS
	sepsis
	Premature, sepsis and hypoglycaemia
	Peritonitis
	Pulmonary tuberculosis
	Meningitis
	Cardio-respiratory arrest
	Intracranial haemorrhage
	Acute cerebro-vascular accident
	Sepsis
	Asphyxia
	Sepsis, multi-organ failure
	Respiratory distress syndrome
	Prematurity (severe)
	Prematurity (severe)
	Severe respiratory distress
	Diphtheria
WPA TB(2)	Sentenced to death
	Severe malnutrition and advanced HIV / AIDS
Other KcKo (1)	Septicaemia
Other(1)	TB meningitis

Clinic	Cause of death
Other WPATB(13)	Cirrhosis of liver
	Advanced HIV
	HIV induced myelo-neuropathy
	Chronic congestive Cardiac failure
	Advanced HIV / AIDS
	HIV induced nephropathy
	HIV induced encephalopathy
	Acute myocardial Infarction
	Severe immuno-supression due to HIV / AIDS
	Kaposi sarcoma
	Cerebral toxoplasmosis
	Fulminant hepatic failure
	Hepato-renal failure
Other KKTb(7)	Lung Cancer
	Asphyxia due to severe hemoptysis
	Advanced HIV / AIDS and TB
	Tension pneumothorax with pulmonary TB
	Advanced HIV / AIDS with myelo-neuropathy
	Chronic respiratory failure with pulmonary TB
	Lung cancer



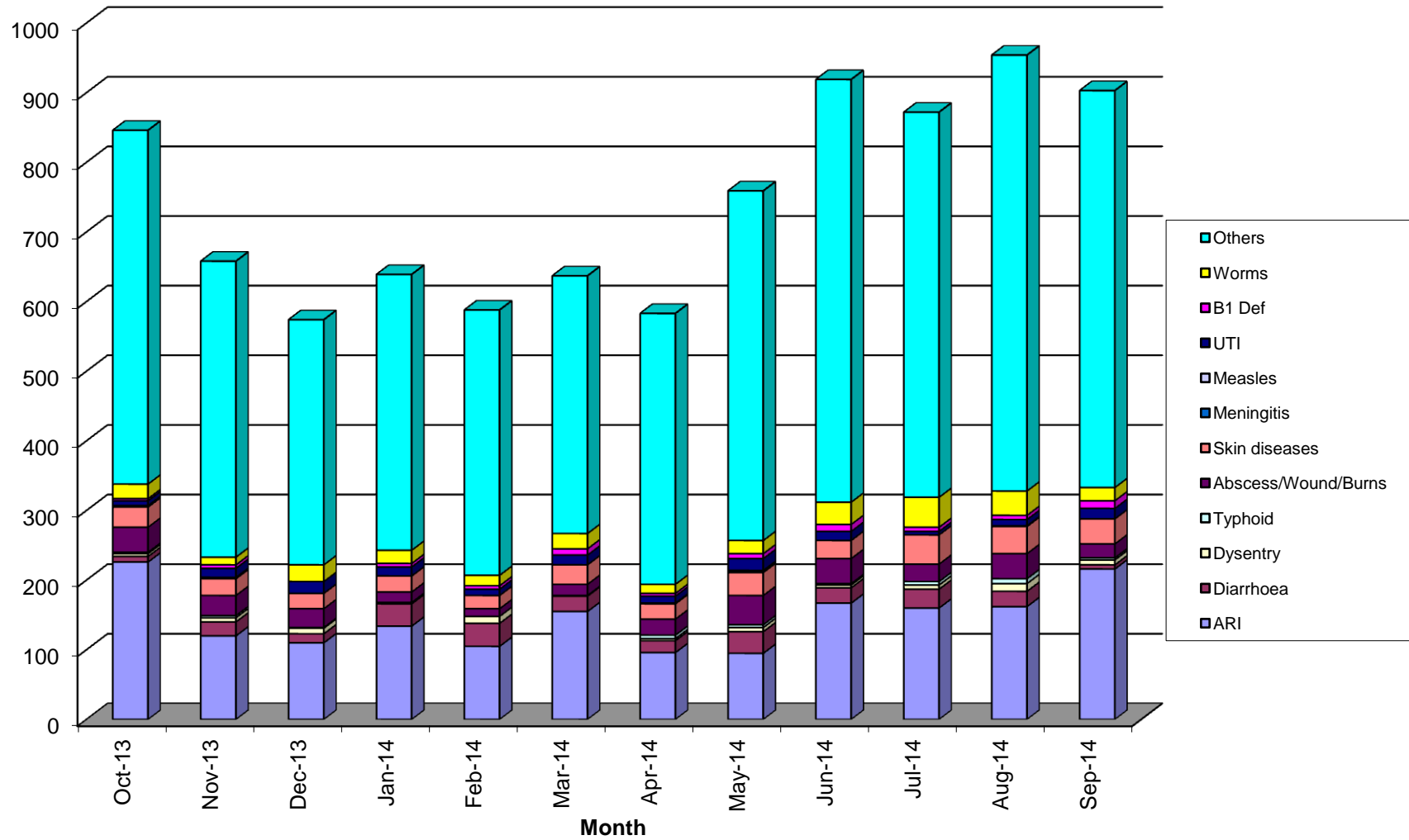
## No. Malaria total Summary report: SMRU Migrant: Oct-2013-September-2014

Month	Diagnosis	Age						Total
		0-4y		5-15y		>15y		
		Male	Female	Male	Female	Male	Female	
Feb-14	Lower respiratory tract infection	9	4	1	2	5	8	29
	Upper respiratory tract infection	29	12	8	7	11	9	76
	Watery diarrhoea	13	16	0	1	2	1	33
	Bloody diarrhoea	1	1	0	2	1	5	10
	Typhoid	0	0	0	0	0	0	0
	Abscess/Wound/Burns	5	2	2	0	1	1	11
	Skin diseases	4	4	1	2	4	4	19
	Meningitis	0	0	0	0	0	0	0
	Measles	0	0	0	0	0	0	0
	UTI	0	0	0	0	2	7	9
	B1 deficiency	0	0	0	0	2	3	5
	Worms	5	1	2	1	1	5	15
	Others	68	58	22	29	65	139	381
<b>Total</b>	<b>134</b>	<b>98</b>	<b>36</b>	<b>44</b>	<b>94</b>	<b>182</b>	<b>588</b>	
Mar-14	Lower respiratory tract infection	12	8	4	2	11	11	48
	Upper respiratory tract infection	34	36	7	5	9	16	107
	Watery diarrhoea	10	5	0	1	3	3	22
	Bloody diarrhoea	0	0	0	0	0	1	1
	Typhoid	0	0	0	0	0	0	0
	Abscess/Wound/Burns	0	2	3	0	5	6	16
	Skin diseases	3	9	4	4	2	6	28
	Meningitis	0	0	0	0	0	0	0
	Measles	0	0	0	0	0	0	0
	UTI	0	0	0	0	7	7	14
	B1 deficiency	0	1	0	0	2	6	9
	Worms	2	3	3	5	4	5	22
	Others	71	55	24	31	58	131	370
<b>Total</b>	<b>132</b>	<b>119</b>	<b>45</b>	<b>48</b>	<b>101</b>	<b>192</b>	<b>637</b>	
Apr-14	Lower respiratory tract infection	10	11	1	3	7	10	42
	Upper respiratory tract infection	12	12	3	8	8	11	54
	Watery diarrhoea	8	5	1	0	0	3	17
	Bloody diarrhoea	0	1	0	0	0	2	3
	Typhoid	0	1	0	3	1	0	5
	Abscess/Wound/Burns	4	0	1	0	15	3	23
	Skin diseases	6	6	4	3	1	2	22
	Meningitis	0	0	0	0	0	0	0
	Measles	1	0	0	0	0	0	1
	UTI	0	0	0	0	3	7	10
	B1 deficiency	0	0	0	0	2	2	4
	Worms	4	0	2	2	1	4	13
	Others	53	54	32	37	83	130	389
<b>Total</b>	<b>98</b>	<b>90</b>	<b>44</b>	<b>56</b>	<b>121</b>	<b>174</b>	<b>583</b>	
May-14	Lower respiratory tract infection	18	10	2	3	5	5	43
	Upper respiratory tract infection	7	11	12	10	6	6	52
	Watery diarrhoea	13	10	2	2	1	3	31
	Bloody diarrhoea	2	1	0	0	1	2	6
	Typhoid	1	1	0	0	2	0	4
	Abscess/Wound/Burns	4	1	14	2	16	5	42
	Skin diseases	11	5	3	6	2	6	33
	Meningitis	0	0	0	1	0	0	1
	Measles	0	2	0	0	0	0	2
	UTI	0	0	0	0	5	12	17
	B1 deficiency	1	0	0	0	3	3	7
	Worms	3	5	2	1	2	6	19
	Others	96	69	32	56	90	159	502
<b>Total</b>	<b>156</b>	<b>115</b>	<b>67</b>	<b>81</b>	<b>133</b>	<b>207</b>	<b>759</b>	

## No. Malaria total Summary report: SMRU Migrant: Oct-2013-September-2014

Month	Diagnosis	Age						Total
		0-4y		5-15y		>15y		
		Male	Female	Male	Female	Male	Female	
Jun-14	Lower respiratory tract infection	10	12	1	6	13	11	53
	Upper respiratory tract infection	22	15	11	21	16	29	114
	Watery diarrhoea	8	5	3	1	1	4	22
	Bloody diarrhoea	0	1	1	0	0	2	4
	Typhoid	0	1	0	0	0	1	2
	Abscess/Wound/Burns	2	4	7	2	13	8	36
	Skin diseases	8	2	4	3	8	1	26
	Meningitis	0	0	0	0	0	0	0
	Measles	0	0	0	0	0	0	0
	UTI	0	1	0	0	3	9	13
	B1 deficiency	0	0	0	0	3	7	10
	Worms	10	3	5	5	4	5	32
	Others	78	72	64	65	121	207	607
	<b>Total</b>	<b>138</b>	<b>116</b>	<b>96</b>	<b>103</b>	<b>182</b>	<b>284</b>	<b>919</b>
Jul-14	Lower respiratory tract infection	17	7	9	8	9	9	59
	Upper respiratory tract infection	21	16	11	20	17	16	101
	Watery diarrhoea	12	5	2	1	1	6	27
	Bloody diarrhoea	0	0	2	1	1	2	6
	Typhoid	0	0	1	2	2	0	5
	Abscess/Wound/Burns	2	2	2	2	11	6	25
	Skin diseases	13	6	7	5	9	2	42
	Meningitis	0	0	0	0	0	0	0
	Measles	0	0	0	0	0	0	0
	UTI	0	1	0	0	2	2	5
	B1 deficiency	0	0	1	0	1	4	6
	Worms	7	8	4	10	4	10	43
	Others	69	55	56	47	119	207	553
	<b>Total</b>	<b>141</b>	<b>100</b>	<b>95</b>	<b>96</b>	<b>176</b>	<b>264</b>	<b>872</b>
Aug-14	Lower respiratory tract infection	13	12	3	9	10	12	59
	Upper respiratory tract infection	18	17	12	17	19	20	103
	Watery diarrhoea	11	6	0	2	3	0	22
	Bloody diarrhoea	4	0	0	0	5	2	11
	Typhoid	1	1	0	1	2	2	7
	Abscess/Wound/Burns	1	2	4	2	13	14	36
	Skin diseases	9	6	6	5	8	5	39
	Meningitis	0	0	0	0	0	0	0
	Measles	0	0	0	1	0	0	1
	UTI	0	0	0	0	2	7	9
	B1 deficiency	0	0	0	0	2	4	6
	Worms	4	8	5	7	5	6	35
	Others	64	73	68	48	154	219	626
	<b>Total</b>	<b>125</b>	<b>125</b>	<b>98</b>	<b>92</b>	<b>223</b>	<b>291</b>	<b>954</b>
Sep-14	Lower respiratory tract infection	51	30	6	5	12	7	111
	Upper respiratory tract infection	21	16	15	12	18	23	105
	Watery diarrhoea	2	1	0	0	2	1	6
	Bloody diarrhoea	2	3	1	0	1	0	7
	Typhoid	1	0	1	1	0	0	3
	Abscess/Wound/Burns	1	2	2	2	6	7	20
	Skin diseases	8	12	6	2	5	3	36
	Meningitis	0	0	0	0	0	0	0
	Measles	0	0	0	0	0	0	0
	UTI	1	0	0	0	3	11	15
	B1 deficiency	1	1	0	0	0	9	11
	Worms	4	2	2	0	4	7	19
	Others	66	67	70	62	143	162	570
	<b>Total</b>	<b>158</b>	<b>134</b>	<b>103</b>	<b>84</b>	<b>194</b>	<b>230</b>	<b>903</b>

MawkerThai Non Malaria Chart



## No. Malaria total Summary report: SMRU Migrant: Oct-2013-September-2014

Month	Age								Total
	<5y		5-15y		>15y				
	Male	Female	Male	Female	Male	Female			
Oct-13	Lower respiratory tract infection	18	18	10	7	6	12	71	
	Upper respiratory tract infection	13	11	3	6	3	7	43	
	Watery diarrhoea	1	0	0	0	0	0	1	
	Bloody diarrhoea	0	0	0	0	1	1	2	
	Typhoid	0	0	0	0	0	0	0	
	Abscess/Wound/Burns	0	2	0	1	1	0	4	
	Skin diseases	5	4	8	8	2	5	32	
	Meningitis	0	0	0	0	0	0	0	
	Measles	0	0	0	0	0	0	0	
	UTI	0	0	0	0	0	3	3	
	B1 deficiency	0	0	0	0	0	0	0	
	Worms	1	2	0	5	1	2	11	
	Others	19	23	8	29	24	66	169	
<b>Total</b>	<b>57</b>	<b>60</b>	<b>29</b>	<b>56</b>	<b>38</b>	<b>96</b>	<b>336</b>		
Nov-13	Lower respiratory tract infection	19	14	2	4	4	7	50	
	Upper respiratory tract infection	5	6	6	3	4	7	31	
	Watery diarrhoea	0	0	1	0	1	0	2	
	Bloody diarrhoea	1	0	0	0	0	0	1	
	Typhoid	0	0	0	0	2	0	2	
	Abscess/Wound/Burns	0	0	1	2	3	1	7	
	Skin diseases	1	1	3	0	1	2	8	
	Meningitis	0	0	0	0	0	0	0	
	Measles	0	0	0	0	0	0	0	
	UTI	0	0	0	0	0	0	0	
	B1 deficiency	0	0	0	0	0	1	1	
	Worms	1	1	2	2	1	3	10	
	Others	7	6	10	11	25	45	104	
<b>Total</b>	<b>34</b>	<b>28</b>	<b>25</b>	<b>22</b>	<b>41</b>	<b>66</b>	<b>216</b>		
Dec-13	Lower respiratory tract infection	15	7	2	3	7	5	39	
	Upper respiratory tract infection	19	3	5	7	4	11	49	
	Watery diarrhoea	2	1	0	0	1	1	5	
	Bloody diarrhoea	0	0	0	0	0	0	0	
	Typhoid	0	0	1	1	0	0	2	
	Abscess/Wound/Burns	0	2	0	0	0	4	6	
	Skin diseases	1	1	2	1	0	1	6	
	Meningitis	0	0	0	0	0	0	0	
	Measles	0	0	0	0	0	0	0	
	UTI	0	0	0	0	0	1	1	
	B1 deficiency	0	0	0	0	0	1	1	
	Worms	1	8	0	0	0	1	10	
	Others	8	7	14	9	19	34	91	
<b>Total</b>	<b>46</b>	<b>29</b>	<b>24</b>	<b>21</b>	<b>31</b>	<b>59</b>	<b>210</b>		
Jan-14	Lower respiratory tract infection	14	8	1	4	8	8	43	
	Upper respiratory tract infection	11	5	6	2	4	16	44	
	Watery diarrhoea	1	1	0	0	0	0	2	
	Bloody diarrhoea	0	0	0	0	0	1	1	
	Typhoid	0	0	1	0	0	0	1	
	Abscess/Wound/Burns	1	0	2	1	3	5	12	
	Skin diseases	0	1	1	1	0	0	3	
	Meningitis	0	0	0	0	0	0	0	
	Measles	0	0	0	0	0	0	0	
	UTI	0	0	0	0	0	0	0	
	B1 deficiency	0	0	0	0	0	0	0	
	Worms	0	1	3	2	0	3	9	
	Others	8	5	14	12	14	24	77	
<b>Total</b>	<b>35</b>	<b>21</b>	<b>28</b>	<b>22</b>	<b>29</b>	<b>57</b>	<b>192</b>		

## No. Malaria total Summary report: SMRU Migrant: Oct-2013-September-2014

Month	Diagnosis	Age						Total
		0-4y		5-15y		>15y		
		Male	Female	Male	Female	Male	Female	
Feb-14	Lower respiratory tract infection	6	4	9	7	4	3	33
	Upper respiratory tract infection	5	8	11	9	3	7	43
	Watery diarrhoea	3	2	0	0	0	0	5
	Bloody diarrhoea	0	0	0	0	0	0	0
	Typhoid	0	0	0	0	0	0	0
	Abscess/Wound/Burns	3	1	0	2	3	1	10
	Skin diseases	3	2	1	1	0	3	10
	Meningitis	0	0	0	0	0	0	0
	Measles	0	0	0	0	0	0	0
	UTI	0	0	0	0	0	0	0
	B1 deficiency	0	0	0	0	0	0	0
	Worms	2	1	1	4	0	1	9
	Others	6	14	25	25	22	28	120
<b>Total</b>	<b>28</b>	<b>32</b>	<b>47</b>	<b>48</b>	<b>32</b>	<b>43</b>	<b>230</b>	
Mar-14	Lower respiratory tract infection	8	5	0	7	8	6	34
	Upper respiratory tract infection	7	10	0	4	1	8	30
	Watery diarrhoea	1	1	1	2	0	0	5
	Bloody diarrhoea	0	0	0	0	0	0	0
	Typhoid	0	0	0	0	0	0	0
	Abscess/Wound/Burns	1	0	0	0	3	1	5
	Skin diseases	2	0	1	3	1	1	8
	Meningitis	0	0	0	0	0	0	0
	Measles	0	0	0	0	0	0	0
	UTI	0	0	0	1	0	3	4
	B1 deficiency	0	0	0	0	0	2	2
	Worms	1	1	4	5	0	1	12
	Others	15	13	8	13	20	40	109
<b>Total</b>	<b>35</b>	<b>30</b>	<b>14</b>	<b>35</b>	<b>33</b>	<b>62</b>	<b>209</b>	
Apr-14	Lower respiratory tract infection	9	7	5	3	17	11	52
	Upper respiratory tract infection	11	14	12	4	14	9	64
	Watery diarrhoea	1	3	0	2	0	2	8
	Bloody diarrhoea	1	0	0	0	0	0	1
	Typhoid	0	0	1	0	1	0	2
	Abscess/Wound/Burns	2	2	2	5	4	1	16
	Skin diseases	0	2	1	2	2	2	9
	Meningitis	0	0	0	0	0	0	0
	Measles	0	0	0	1	0	0	1
	UTI	0	0	0	0	1	1	2
	B1 deficiency	0	0	0	0	0	2	2
	Worms	0	0	0	0	1	1	2
	Others	10	13	17	12	15	26	93
<b>Total</b>	<b>34</b>	<b>41</b>	<b>38</b>	<b>29</b>	<b>55</b>	<b>55</b>	<b>252</b>	
May-14	Lower respiratory tract infection	5	1	2	2	0	7	17
	Upper respiratory tract infection	9	9	4	6	5	3	36
	Watery diarrhoea	0	1	2	0	0	2	5
	Bloody diarrhoea	0	1	0	0	0	0	1
	Typhoid	0	0	0	0	0	1	1
	Abscess/Wound/Burns	4	0	1	3	4	1	13
	Skin diseases	2	3	5	3	1	1	15
	Meningitis	0	0	0	0	0	0	0
	Measles	0	0	0	0	0	0	0
	UTI	0	0	0	0	0	6	6
	B1 deficiency	0	0	0	0	0	1	1
	Worms	3	4	4	2	2	0	15
	Others	19	13	9	7	15	29	92
<b>Total</b>	<b>42</b>	<b>32</b>	<b>27</b>	<b>23</b>	<b>27</b>	<b>51</b>	<b>202</b>	

## No. Malaria total Summary report: SMRU Migrant: Oct-2013-September-2014

Month	Diagnosis	Age						Total
		0-4y		5-15y		>15y		
		Male	Female	Male	Female	Male	Female	
Jun-14	Lower respiratory tract infection	17	11	7	5	4	9	53
	Upper respiratory tract infection	13	11	7	12	4	10	57
	Watery diarrhoea	3	1	1	1	0	0	6
	Bloody diarrhoea	1	2	1	0	2	0	6
	Typhoid	0	0	0	0	0	0	0
	Abscess/Wound/Burns	0	1	1	3	4	5	14
	Skin diseases	1	4	4	5	1	3	18
	Meningitis	0	0	0	0	0	0	0
	Measles	0	0	0	0	0	0	0
	UTI	0	0	0	0	0	2	2
	B1 deficiency	0	0	0	0	0	2	2
	Worms	1	2	1	2	0	6	12
	Others	11	19	22	21	14	46	133
<b>Total</b>	<b>47</b>	<b>51</b>	<b>44</b>	<b>49</b>	<b>29</b>	<b>83</b>	<b>303</b>	
Jul-14	Lower respiratory tract infection	9	7	9	6	13	8	52
	Upper respiratory tract infection	10	8	14	10	12	10	64
	Watery diarrhoea	3	7	0	0	0	1	11
	Bloody diarrhoea	0	2	0	0	1	0	3
	Typhoid	0	0	0	0	0	0	0
	Abscess/Wound/Burns	2	1	3	2	0	5	13
	Skin diseases	3	3	2	2	2	1	13
	Meningitis	0	0	0	0	0	0	0
	Measles	0	0	0	0	0	0	0
	UTI	0	0	0	0	0	0	0
	B1 deficiency	0	0	0	0	0	3	3
	Worms	1	2	7	4	2	6	22
	Others	10	12	14	13	53	62	164
<b>Total</b>	<b>38</b>	<b>42</b>	<b>49</b>	<b>37</b>	<b>83</b>	<b>96</b>	<b>345</b>	
Aug-14	Lower respiratory tract infection	10	9	8	3	11	6	47
	Upper respiratory tract infection	13	17	15	10	6	11	72
	Watery diarrhoea	1	3	0	1	0	0	5
	Bloody diarrhoea	0	1	0	0	1	0	2
	Typhoid	0	1	0	0	0	0	1
	Abscess/Wound/Burns	0	1	1	1	0	5	8
	Skin diseases	5	1	3	4	1	3	17
	Meningitis	0	0	0	0	0	0	0
	Measles	1	0	0	0	0	0	1
	UTI	0	0	0	0	1	2	3
	B1 deficiency	0	0	0	0	0	3	3
	Worms	4	4	10	8	10	6	42
	Others	21	15	31	25	46	72	210
<b>Total</b>	<b>55</b>	<b>52</b>	<b>68</b>	<b>52</b>	<b>76</b>	<b>108</b>	<b>411</b>	
Sep-14	Lower respiratory tract infection	20	22	6	6	5	6	65
	Upper respiratory tract infection	10	20	9	2	10	0	51
	Watery diarrhoea	2	2	0	0	1	0	5
	Bloody diarrhoea	0	0	0	1	0	0	1
	Typhoid	0	0	0	0	2	0	2
	Abscess/Wound/Burns	0	2	0	2	0	0	4
	Skin diseases	2	3	2	2	0	3	12
	Meningitis	0	0	0	0	0	0	0
	Measles	0	0	0	0	0	0	0
	UTI	0	0	0	0	0	3	3
	B1 deficiency	0	0	0	0	0	2	2
	Worms	0	3	6	1	1	3	14
	Others	30	35	58	64	69	97	353
<b>Total</b>	<b>64</b>	<b>87</b>	<b>81</b>	<b>78</b>	<b>88</b>	<b>114</b>	<b>512</b>	





## No. Malaria total Summary report: SMRU Migrant: Oct-2013-September-2014

Month	Age							
	<5y		5-15y		>15y		Total	
	Male	Female	Male	Female	Male	Female		
Oct-13	Lower respiratory tract infection	46	29	8	8	6	1	98
	Upper respiratory tract infection	85	70	20	31	25	28	259
	Watery diarrhoea	2	1	0	1	1	0	5
	Bloody diarrhoea	1	1	0	0	0	0	2
	Typhoid	0	1	1	0	1	0	3
	Abscess/Wound/Burns	2	4	3	2	3	5	19
	Skin diseases	6	4	3	2	3	5	23
	Meningitis	0	0	0	0	0	0	0
	Measles	0	0	0	0	0	0	0
	UTI	3	3	0	0	0	6	12
	B1 deficiency	1	1	0	0	2	0	4
	Worms	10	14	13	6	8	7	58
	Others	60	55	30	20	87	197	449
<b>Total</b>	<b>216</b>	<b>183</b>	<b>78</b>	<b>70</b>	<b>136</b>	<b>249</b>	<b>932</b>	
Nov-13	Lower respiratory tract infection	37	19	4	5	5	10	80
	Upper respiratory tract infection	68	58	20	16	23	23	208
	Watery diarrhoea	3	5	1	0	0	2	11
	Bloody diarrhoea	2	1	0	0	1	1	5
	Typhoid	1	0	0	0	1	0	2
	Abscess/Wound/Burns	3	0	1	1	2	3	10
	Skin diseases	5	6	3	0	2	5	21
	Meningitis	0	0	0	0	0	0	0
	Measles	0	0	0	0	0	0	0
	UTI	0	0	0	1	1	4	6
	B1 deficiency	0	0	0	0	1	0	1
	Worms	12	8	12	12	9	18	71
	Others	67	57	21	40	66	151	402
<b>Total</b>	<b>198</b>	<b>154</b>	<b>62</b>	<b>75</b>	<b>111</b>	<b>217</b>	<b>817</b>	
Dec-13	Lower respiratory tract infection	21	13	6	3	6	4	53
	Upper respiratory tract infection	56	58	13	22	27	29	205
	Watery diarrhoea	12	6	0	0	2	1	21
	Bloody diarrhoea	1	0	0	0	0	0	1
	Typhoid	0	0	0	0	0	0	0
	Abscess/Wound/Burns	3	1	0	0	7	4	15
	Skin diseases	6	8	2	1	3	6	26
	Meningitis	0	0	0	0	0	0	0
	Measles	0	1	0	0	0	0	1
	UTI	0	1	0	0	0	0	1
	B1 deficiency	0	0	0	0	0	0	0
	Worms	5	10	7	10	12	11	55
	Others	65	44	13	26	77	135	360
<b>Total</b>	<b>169</b>	<b>142</b>	<b>41</b>	<b>62</b>	<b>134</b>	<b>190</b>	<b>738</b>	
Jan-14	Lower respiratory tract infection	11	16	1	4	7	7	46
	Upper respiratory tract infection	46	33	21	17	25	36	178
	Watery diarrhoea	19	13	1	2	1	7	43
	Bloody diarrhoea	0	0	0	0	1	0	1
	Typhoid	0	0	0	0	1	0	1
	Abscess/Wound/Burns	1	1	1	1	1	0	5
	Skin diseases	8	8	1	1	2	1	21
	Meningitis	0	0	0	0	0	0	0
	Measles	0	0	0	0	0	0	0
	UTI	1	1	0	0	2	4	8
	B1 deficiency	0	0	0	0	1	0	1
	Worms	13	13	5	6	6	14	57
	Others	61	47	13	16	67	127	331
<b>Total</b>	<b>160</b>	<b>132</b>	<b>43</b>	<b>47</b>	<b>114</b>	<b>196</b>	<b>692</b>	

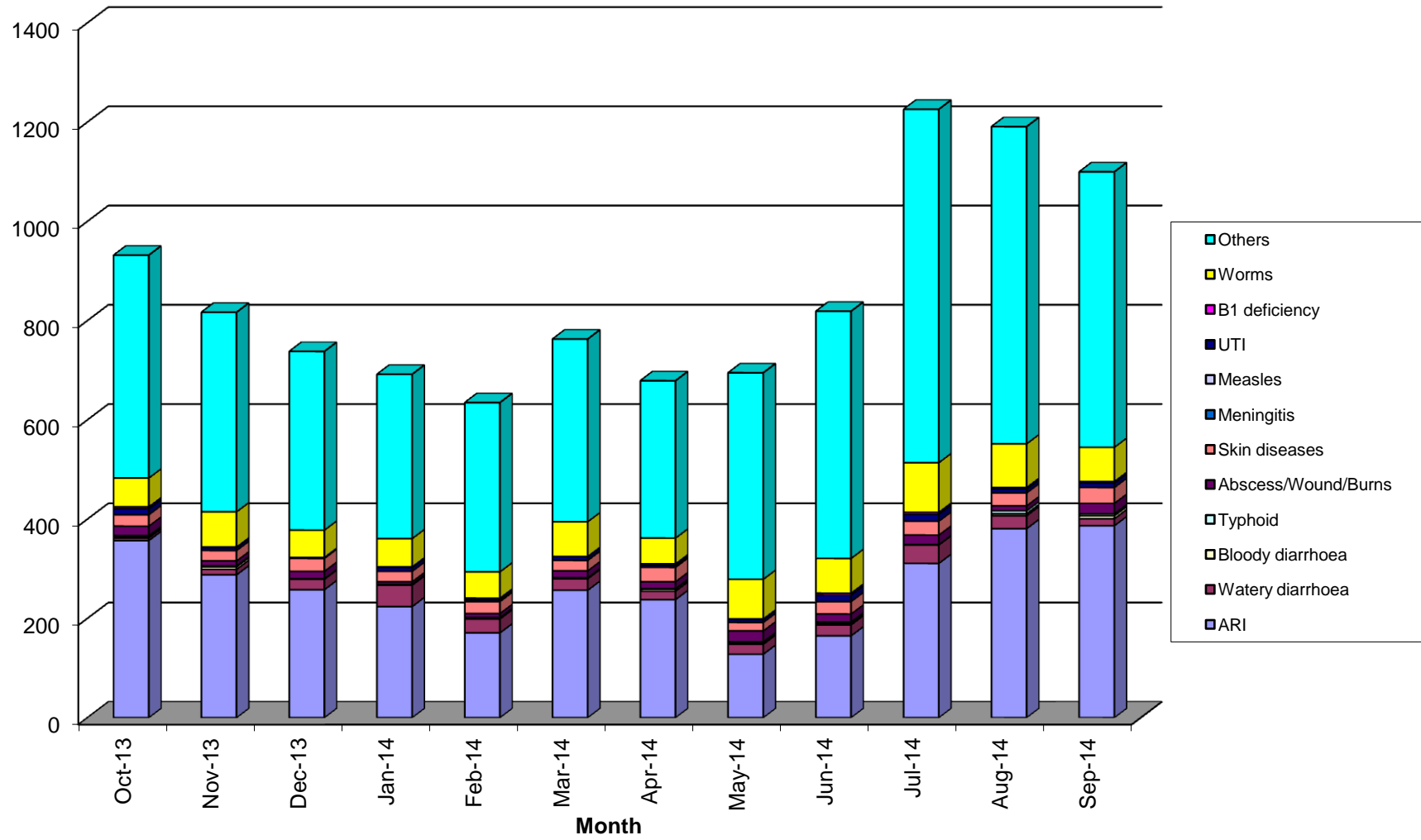
No. Malaria total Summary report: SMRU Migrant: Oct-2013-September-2014

Month	Diagnosis	Age						Total
		0-4y		5-15y		>15y		
		Male	Female	Male	Female	Male	Female	
Feb-14	Lower respiratory tract infection	0	0	0	0	0	0	0
	Upper respiratory tract infection	0	0	0	0	0	0	0
	Watery diarrhoea	0	0	0	0	0	0	0
	Bloody diarrhoea	0	0	0	0	0	0	0
	Typhoid	0	0	0	0	0	0	0
	Abscess/Wound/Burns	0	0	0	0	0	0	0
	Skin diseases	0	0	0	0	0	0	0
	Meningitis	0	0	0	0	0	0	0
	Measles	0	0	0	0	0	0	0
	UTI	0	0	0	0	0	0	0
	B1 deficiency	0	0	0	0	0	0	0
	Worms	0	0	0	0	0	0	0
	Others	0	0	0	0	0	0	0
	<b>Total</b>	<b>0</b>	<b>0</b>	<b>0</b>	<b>0</b>	<b>0</b>	<b>0</b>	<b>0</b>
Mar-14	Lower respiratory tract infection	18	19	3	4	1	5	50
	Upper respiratory tract infection	70	56	15	25	20	21	207
	Watery diarrhoea	12	6	3	2	0	0	23
	Bloody diarrhoea	0	0	0	0	0	0	0
	Typhoid	0	0	1	1	0	0	2
	Abscess/Wound/Burns	3	3	1	1	3	3	14
	Skin diseases	7	7	1	1	2	3	21
	Meningitis	0	0	0	0	0	0	0
	Measles	0	0	0	0	1	0	1
	UTI	1	0	1	0	0	5	7
	B1 deficiency	0	0	0	0	0	0	0
	Worms	14	16	9	15	4	12	70
	Others	70	57	19	27	67	128	368
	<b>Total</b>	<b>195</b>	<b>164</b>	<b>53</b>	<b>76</b>	<b>98</b>	<b>177</b>	<b>763</b>
Apr-14	Lower respiratory tract infection	12	3	1	0	3	8	27
	Upper respiratory tract infection	30	128	4	21	10	18	211
	Watery diarrhoea	7	6	3	0	1	0	17
	Bloody diarrhoea	2	2	0	0	0	0	4
	Typhoid	0	0	0	0	0	1	1
	Abscess/Wound/Burns	4	0	1	1	4	4	14
	Skin diseases	5	6	2	3	8	5	29
	Meningitis	0	0	0	0	0	0	0
	Measles	0	0	0	0	0	0	0
	UTI	0	0	0	1	1	2	4
	B1 deficiency	0	0	0	0	0	3	3
	Worms	11	7	8	7	6	13	52
	Others	49	54	14	22	47	131	317
	<b>Total</b>	<b>120</b>	<b>206</b>	<b>33</b>	<b>55</b>	<b>80</b>	<b>185</b>	<b>679</b>
May-14	Lower respiratory tract infection	6	7	0	5	1	5	24
	Upper respiratory tract infection	28	38	10	11	8	9	104
	Watery diarrhoea	8	9	1	1	1	0	20
	Bloody diarrhoea	1	1	1	0	0	0	3
	Typhoid	0	0	0	0	0	2	2
	Abscess/Wound/Burns	5	3	3	1	6	4	22
	Skin diseases	4	2	0	2	5	4	17
	Meningitis	0	0	0	0	0	0	0
	Measles	0	0	0	0	0	0	0
	UTI	0	0	0	1	3	2	6
	B1 deficiency	0	0	0	0	0	1	1
	Worms	18	10	13	11	7	21	80
	Others	68	63	22	35	70	158	416
	<b>Total</b>	<b>138</b>	<b>133</b>	<b>50</b>	<b>67</b>	<b>101</b>	<b>206</b>	<b>695</b>

## No. Malaria total Summary report: SMRU Migrant: Oct-2013-September-2014

Month	Diagnosis	Age						Total
		0-4y		5-15y		>15y		
		Male	Female	Male	Female	Male	Female	
Jun-14	Lower respiratory tract infection	5	9	5	2	1	3	25
	Upper respiratory tract infection	32	33	12	22	22	19	140
	Watery diarrhoea	10	9	1	0	0	2	22
	Bloody diarrhoea	0	1	1	1	0	0	3
	Typhoid	2	0	0	0	1	0	3
	Abscess/Wound/Burns	2	4	1	2	5	2	16
	Skin diseases	8	1	6	1	2	7	25
	Meningitis	0	0	0	0	0	0	0
	Measles	0	0	0	0	0	0	0
	UTI	1	1	1	2	2	6	13
	B1 deficiency	0	0	0	0	3	1	4
	Worms	13	9	20	13	9	6	70
	Others	71	66	43	25	106	187	498
<b>Total</b>	<b>144</b>	<b>133</b>	<b>90</b>	<b>68</b>	<b>151</b>	<b>233</b>	<b>819</b>	
Jul-14	Lower respiratory tract infection	15	5	5	1	1	6	33
	Upper respiratory tract infection	65	55	37	46	34	41	278
	Watery diarrhoea	14	12	2	0	3	6	37
	Bloody diarrhoea	0	0	0	1	0	0	1
	Typhoid	0	0	0	0	0	0	0
	Abscess/Wound/Burns	5	1	3	2	3	5	19
	Skin diseases	4	9	6	4	4	1	28
	Meningitis	0	0	0	0	0	0	0
	Measles	0	0	0	0	0	0	0
	UTI	1	0	0	1	1	11	14
	B1 deficiency	0	0	0	0	1	3	4
	Worms	19	20	21	22	5	13	100
	Others	104	85	59	65	161	238	712
<b>Total</b>	<b>227</b>	<b>187</b>	<b>133</b>	<b>142</b>	<b>213</b>	<b>324</b>	<b>1226</b>	
Aug-14	Lower respiratory tract infection	14	11	0	4	2	1	32
	Upper respiratory tract infection	54	60	66	58	52	59	349
	Watery diarrhoea	7	9	1	2	2	5	26
	Bloody diarrhoea	1	1	0	0	1	1	4
	Typhoid	1	1	1	0	2	1	6
	Abscess/Wound/Burns	1	0	4	1	3	1	10
	Skin diseases	5	5	2	1	6	7	26
	Meningitis	0	0	0	0	0	0	0
	Measles	0	0	0	0	0	0	0
	UTI	0	0	1	1	1	5	8
	B1 deficiency	1	0	0	0	1	1	3
	Worms	10	12	13	13	18	22	88
	Others	62	69	74	63	166	205	639
<b>Total</b>	<b>156</b>	<b>168</b>	<b>162</b>	<b>143</b>	<b>254</b>	<b>308</b>	<b>1191</b>	
Sep-14	Lower respiratory tract infection	48	43	5	5	4	6	111
	Upper respiratory tract infection	55	79	39	34	36	33	276
	Watery diarrhoea	6	0	2	1	0	5	14
	Bloody diarrhoea	1	2	1	1	1	0	6
	Typhoid	1	0	0	1	2	0	4
	Abscess/Wound/Burns	5	4	2	1	8	1	21
	Skin diseases	6	11	2	2	3	8	32
	Meningitis	0	0	0	0	0	0	0
	Measles	0	0	0	0	0	0	0
	UTI	1	1	0	1	1	5	9
	B1 deficiency	0	0	0	0	2	1	3
	Worms	9	14	10	14	6	16	69
	Others	73	60	54	44	120	204	555
<b>Total</b>	<b>205</b>	<b>214</b>	<b>115</b>	<b>104</b>	<b>183</b>	<b>279</b>	<b>1100</b>	

Wang Pa Non Malaria Chart



## No. Malaria total Summary report: SMRU Migrant: Oct-2013-September-2014

Month	Age							
	<5y		5-15y		>15y		Total	
	Male	Female	Male	Female	Male	Female		
Oct-13	Lower respiratory tract infection	9	15	2	3	7	4	40
	Upper respiratory tract infection	12	22	13	11	6	6	70
	Watery diarrhoea	1	1	0	0	0	0	2
	Bloody diarrhoea	0	0	0	0	0	0	0
	Typhoid	0	0	0	0	0	0	0
	Abscess/Wound/Burns	4	1	3	0	3	0	11
	Skin diseases	1	0	0	0	0	0	1
	Meningitis	0	0	0	0	0	0	0
	Measles	0	0	0	0	0	0	0
	UTI	0	0	0	0	0	3	3
	B1 deficiency	0	0	0	0	4	0	4
	Worms	2	1	3	0	2	3	11
	Others	6	8	13	3	35	19	84
<b>Total</b>	<b>35</b>	<b>48</b>	<b>34</b>	<b>17</b>	<b>57</b>	<b>35</b>	<b>226</b>	
Nov-13	Lower respiratory tract infection	9	9	1	2	6	6	33
	Upper respiratory tract infection	11	17	5	6	13	18	70
	Watery diarrhoea	0	1	0	0	1	0	2
	Bloody diarrhoea	0	0	0	0	0	0	0
	Typhoid	0	0	0	0	3	0	3
	Abscess/Wound/Burns	2	2	3	0	5	0	12
	Skin diseases	0	2	1	1	2	1	7
	Meningitis	0	0	0	0	0	0	0
	Measles	0	0	0	0	0	0	0
	UTI	0	0	0	0	0	0	0
	B1 deficiency	0	0	0	0	0	0	0
	Worms	1	1	1	0	1	2	6
	Others	6	5	5	2	20	22	60
<b>Total</b>	<b>29</b>	<b>37</b>	<b>16</b>	<b>11</b>	<b>51</b>	<b>49</b>	<b>193</b>	
Dec-13	Lower respiratory tract infection	0	2	1	1	4	2	10
	Upper respiratory tract infection	8	10	6	2	10	6	42
	Watery diarrhoea	0	1	0	0	0	1	2
	Bloody diarrhoea	0	0	0	0	0	0	0
	Typhoid	0	0	0	0	0	1	1
	Abscess/Wound/Burns	1	0	3	0	3	1	8
	Skin diseases	1	0	0	0	0	1	2
	Meningitis	0	0	0	0	0	0	0
	Measles	0	0	0	0	0	0	0
	UTI	0	0	0	0	0	1	1
	B1 deficiency	0	0	1	0	1	2	4
	Worms	0	0	1	0	0	1	2
	Others	3	4	6	1	12	14	40
<b>Total</b>	<b>13</b>	<b>17</b>	<b>18</b>	<b>4</b>	<b>30</b>	<b>30</b>	<b>112</b>	
Jan-14	Lower respiratory tract infection	2	3	1	1	5	2	14
	Upper respiratory tract infection	6	5	4	4	8	10	37
	Watery diarrhoea	1	2	0	0	0	2	5
	Bloody diarrhoea	0	0	0	0	0	0	0
	Typhoid	0	0	0	0	0	0	0
	Abscess/Wound/Burns	2	1	0	0	2	1	6
	Skin diseases	2	2	0	1	1	2	8
	Meningitis	0	0	0	0	0	0	0
	Measles	0	0	0	0	0	0	0
	UTI	0	0	0	0	1	1	2
	B1 deficiency	0	0	0	0	1	0	1
	Worms	2	0	0	0	1	4	7
	Others	4	1	3	2	15	21	46
<b>Total</b>	<b>19</b>	<b>14</b>	<b>8</b>	<b>8</b>	<b>34</b>	<b>43</b>	<b>126</b>	

## No. Malaria total Summary report: SMRU Migrant: Oct-2013-September-2014

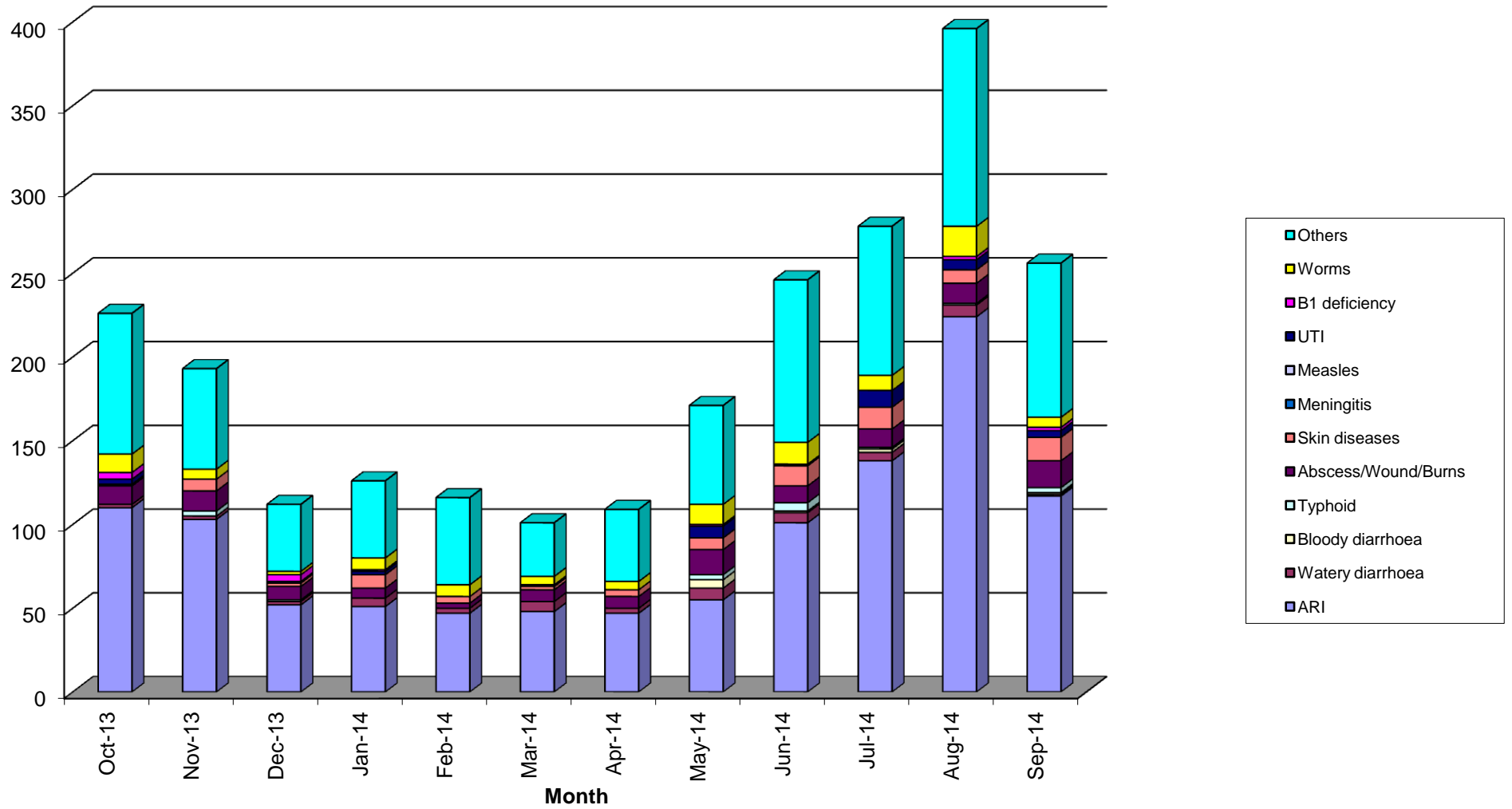
Month	Diagnosis	Age						Total
		0-4y		5-15y		>15y		
		Male	Female	Male	Female	Male	Female	
Feb-14	Lower respiratory tract infection	3	3	1	0	2	3	12
	Upper respiratory tract infection	6	5	6	8	6	4	35
	Watery diarrhoea	1	1	1	0	0	0	3
	Bloody diarrhoea	0	0	0	0	0	0	0
	Typhoid	0	0	0	0	0	0	0
	Abscess/Wound/Burns	0	0	1	0	2	0	3
	Skin diseases	1	1	1	0	0	1	4
	Meningitis	0	0	0	0	0	0	0
	Measles	0	0	0	0	0	0	0
	UTI	0	0	0	0	0	0	0
	B1 deficiency	0	0	0	0	0	0	0
	Worms	0	4	1	2	0	0	7
	Others	3	4	5	6	18	16	52
<b>Total</b>	<b>14</b>	<b>18</b>	<b>16</b>	<b>16</b>	<b>28</b>	<b>24</b>	<b>116</b>	
Mar-14	Lower respiratory tract infection	6	2	0	1	3	1	13
	Upper respiratory tract infection	8	10	7	3	4	3	35
	Watery diarrhoea	0	4	0	0	1	1	6
	Bloody diarrhoea	0	0	0	0	0	0	0
	Typhoid	0	0	0	0	0	0	0
	Abscess/Wound/Burns	0	1	2	0	2	2	7
	Skin diseases	0	0	1	0	0	1	2
	Meningitis	0	0	0	0	0	0	0
	Measles	0	0	0	0	0	0	0
	UTI	0	0	0	0	0	0	0
	B1 deficiency	0	0	0	0	0	1	1
	Worms	0	0	0	1	2	2	5
	Others	1	4	4	0	12	11	32
<b>Total</b>	<b>15</b>	<b>21</b>	<b>14</b>	<b>5</b>	<b>24</b>	<b>22</b>	<b>101</b>	
Apr-14	Lower respiratory tract infection	3	1	0	2	3	2	11
	Upper respiratory tract infection	6	7	7	5	5	6	36
	Watery diarrhoea	1	1	1	0	0	0	3
	Bloody diarrhoea	0	0	0	0	0	0	0
	Typhoid	0	0	0	0	0	0	0
	Abscess/Wound/Burns	0	1	0	1	4	1	7
	Skin diseases	0	2	0	0	2	0	4
	Meningitis	0	0	0	0	0	0	0
	Measles	0	0	0	0	0	0	0
	UTI	0	0	0	0	0	0	0
	B1 deficiency	0	0	0	0	0	0	0
	Worms	0	0	2	0	1	2	5
	Others	4	3	3	4	12	17	43
<b>Total</b>	<b>14</b>	<b>15</b>	<b>13</b>	<b>12</b>	<b>27</b>	<b>28</b>	<b>109</b>	
May-14	Lower respiratory tract infection	2	3	0	1	2	4	12
	Upper respiratory tract infection	10	6	2	8	10	7	43
	Watery diarrhoea	2	4	0	1	0	0	7
	Bloody diarrhoea	1	1	1	0	2	0	5
	Typhoid	0	1	0	1	1	0	3
	Abscess/Wound/Burns	3	2	3	4	2	1	15
	Skin diseases	1	1	2	0	2	1	7
	Meningitis	0	0	0	0	0	0	0
	Measles	0	0	0	0	0	0	0
	UTI	0	0	0	0	4	3	7
	B1 deficiency	0	0	0	0	1	0	1
	Worms	0	1	2	2	4	3	12
	Others	1	1	4	4	20	29	59
<b>Total</b>	<b>20</b>	<b>20</b>	<b>14</b>	<b>21</b>	<b>48</b>	<b>48</b>	<b>171</b>	

## No. Malaria total Summary report: SMRU Migrant: Oct-2013-September-2014

Month	Diagnosis	Age						Total
		0-4y		5-15y		>15y		
		Male	Female	Male	Female	Male	Female	
Jun-14	Lower respiratory tract infection	6	2	0	1	9	3	21
	Upper respiratory tract infection	15	16	17	10	13	9	80
	Watery diarrhoea	2	2	1	1	0	0	6
	Bloody diarrhoea	1	0	0	0	0	0	1
	Typhoid	1	2	1	0	0	1	5
	Abscess/Wound/Burns	2	1	2	1	4	0	10
	Skin diseases	1	5	0	0	1	5	12
	Meningitis	0	0	0	0	0	0	0
	Measles	0	0	0	0	0	0	0
	UTI	0	0	0	0	0	1	1
	B1 deficiency	0	0	0	0	0	0	0
	Worms	0	3	3	3	1	3	13
	Others	5	5	7	9	34	37	97
<b>Total</b>	<b>33</b>	<b>36</b>	<b>31</b>	<b>25</b>	<b>62</b>	<b>59</b>	<b>246</b>	
Jul-14	Lower respiratory tract infection	9	7	2	2	7	1	28
	Upper respiratory tract infection	10	17	19	27	16	21	110
	Watery diarrhoea	3	2	0	0	0	0	5
	Bloody diarrhoea	0	1	0	0	1	0	2
	Typhoid	0	0	0	1	0	0	1
	Abscess/Wound/Burns	3	1	1	1	3	2	11
	Skin diseases	2	0	3	4	1	3	13
	Meningitis	0	0	0	0	0	0	0
	Measles	0	0	0	0	0	0	0
	UTI	0	0	0	0	0	10	10
	B1 deficiency	0	0	0	0	0	0	0
	Worms	1	0	2	3	1	2	9
	Others	3	8	9	4	28	37	89
<b>Total</b>	<b>31</b>	<b>36</b>	<b>36</b>	<b>42</b>	<b>57</b>	<b>76</b>	<b>278</b>	
Aug-14	Lower respiratory tract infection	13	22	4	2	18	13	72
	Upper respiratory tract infection	17	14	33	31	40	17	152
	Watery diarrhoea	2	3	1	1	0	0	7
	Bloody diarrhoea	0	0	0	0	0	0	0
	Typhoid	1	0	0	0	0	0	1
	Abscess/Wound/Burns	1	3	0	1	7	0	12
	Skin diseases	1	0	1	2	1	3	8
	Meningitis	0	0	0	0	0	0	0
	Measles	0	0	0	0	0	0	0
	UTI	0	0	0	0	0	6	6
	B1 deficiency	0	0	0	0	0	2	2
	Worms	1	0	7	2	3	5	18
	Others	10	6	15	5	24	58	118
<b>Total</b>	<b>46</b>	<b>48</b>	<b>61</b>	<b>44</b>	<b>93</b>	<b>104</b>	<b>396</b>	
Sep-14	Lower respiratory tract infection	5	13	3	1	3	8	33
	Upper respiratory tract infection	7	21	17	13	21	5	84
	Watery diarrhoea	0	1	0	0	0	0	1
	Bloody diarrhoea	1	0	0	0	0	0	1
	Typhoid	0	1	1	1	0	0	3
	Abscess/Wound/Burns	0	0	3	0	8	5	16
	Skin diseases	3	2	1	3	1	4	14
	Meningitis	0	0	0	0	0	0	0
	Measles	0	0	0	0	0	0	0
	UTI	0	0	0	0	2	2	4
	B1 deficiency	0	0	1	0	0	1	2
	Worms	0	0	1	0	4	1	6
	Others	5	3	6	3	28	47	92
<b>Total</b>	<b>21</b>	<b>41</b>	<b>33</b>	<b>21</b>	<b>67</b>	<b>73</b>	<b>256</b>	



Mae Kon Khen Non Malaria Chart



## No. Malaria total Summary report: SMRU Migrant: Oct-2013-September-2014

Month	Age							Total
	<5y		5-15y		>15y			
	Male	Female	Male	Female	Male	Female		
Oct-13	Lower respiratory tract infection	4	3	2	2	1	0	12
	Upper respiratory tract infection	6	5	2	5	4	2	24
	Watery diarrhoea	0	0	0	0	0	0	0
	Bloody diarrhoea	0	0	0	0	0	0	0
	Typhoid	1	0	1	0	1	0	3
	Abscess/Wound/Burns	0	0	0	0	1	1	2
	Skin diseases	1	2	0	1	0	0	4
	Meningitis	0	0	0	0	0	0	0
	Measles	0	0	0	0	0	0	0
	UTI	0	0	0	0	1	0	1
	B1 deficiency	0	0	0	0	0	0	0
	Worms	3	5	2	2	0	1	13
	Others	6	2	6	10	14	35	73
<b>Total</b>	<b>21</b>	<b>17</b>	<b>13</b>	<b>20</b>	<b>22</b>	<b>39</b>	<b>132</b>	
Nov-13	Lower respiratory tract infection	1	0	1	1	0	2	5
	Upper respiratory tract infection	6	14	6	2	5	5	38
	Watery diarrhoea	0	0	0	0	0	0	0
	Bloody diarrhoea	0	0	0	0	0	0	0
	Typhoid	1	0	3	0	3	0	7
	Abscess/Wound/Burns	2	0	1	0	0	0	3
	Skin diseases	2	0	0	0	0	0	2
	Meningitis	0	0	0	0	0	0	0
	Measles	0	0	0	0	0	0	0
	UTI	0	0	0	0	0	0	0
	B1 deficiency	0	0	0	0	0	0	0
	Worms	2	0	3	2	2	3	12
	Others	6	4	2	4	17	19	52
<b>Total</b>	<b>20</b>	<b>18</b>	<b>16</b>	<b>9</b>	<b>27</b>	<b>29</b>	<b>119</b>	
Dec-13	Lower respiratory tract infection	2	5	0	1	1	3	12
	Upper respiratory tract infection	3	5	1	2	2	4	17
	Watery diarrhoea	0	0	0	0	0	0	0
	Bloody diarrhoea	0	0	0	0	0	0	0
	Typhoid	0	0	0	0	0	1	1
	Abscess/Wound/Burns	0	1	0	1	0	0	2
	Skin diseases	0	0	0	1	1	0	2
	Meningitis	0	0	0	0	0	0	0
	Measles	0	0	0	0	0	0	0
	UTI	0	0	0	0	0	0	0
	B1 deficiency	0	0	0	0	0	0	0
	Worms	0	2	0	1	0	0	3
	Others	4	4	2	7	9	23	49
<b>Total</b>	<b>9</b>	<b>17</b>	<b>3</b>	<b>13</b>	<b>13</b>	<b>31</b>	<b>86</b>	
Jan-14	Lower respiratory tract infection	7	5	1	2	3	5	23
	Upper respiratory tract infection	8	14	8	10	6	10	56
	Watery diarrhoea	3	2	0	1	0	0	6
	Bloody diarrhoea	0	0	0	0	0	0	0
	Typhoid	0	0	0	1	0	1	2
	Abscess/Wound/Burns	0	0	0	0	4	1	5
	Skin diseases	0	0	0	0	0	0	0
	Meningitis	0	0	0	0	0	0	0
	Measles	0	0	0	0	0	0	0
	UTI	0	0	0	0	0	2	2
	B1 deficiency	0	0	0	0	0	0	0
	Worms	4	1	1	3	1	1	11
	Others	6	2	3	7	15	26	59
<b>Total</b>	<b>28</b>	<b>24</b>	<b>13</b>	<b>24</b>	<b>29</b>	<b>46</b>	<b>164</b>	

## No. Malaria total Summary report: SMRU Migrant: Oct-2013-September-2014

Month	Diagnosis	Age						Total
		0-4y		5-15y		>15y		
		Male	Female	Male	Female	Male	Female	
Feb-14	Lower respiratory tract infection	3	2	0	0	3	1	9
	Upper respiratory tract infection	8	5	2	2	1	3	21
	Watery diarrhoea	1	2	0	0	1	0	4
	Bloody diarrhoea	0	0	0	0	0	0	0
	Typhoid	0	0	0	0	1	0	1
	Abscess/Wound/Burns	0	0	0	0	1	0	1
	Skin diseases	0	0	1	0	0	0	1
	Meningitis	0	0	0	0	0	0	0
	Measles	0	0	0	0	0	0	0
	UTI	0	0	0	0	0	0	0
	B1 deficiency	0	0	0	0	0	0	0
	Worms	3	3	0	0	2	1	9
	Others	2	2	2	2	12	17	37
<b>Total</b>	<b>17</b>	<b>14</b>	<b>5</b>	<b>4</b>	<b>21</b>	<b>22</b>	<b>83</b>	
Mar-14	Lower respiratory tract infection	2	5	3	0	0	0	10
	Upper respiratory tract infection	6	2	3	1	2	1	15
	Watery diarrhoea	3	0	0	0	1	0	4
	Bloody diarrhoea	0	0	0	0	0	0	0
	Typhoid	0	0	0	0	0	0	0
	Abscess/Wound/Burns	0	0	0	0	0	0	0
	Skin diseases	0	0	0	1	0	1	2
	Meningitis	0	0	0	0	0	0	0
	Measles	0	0	0	0	0	0	0
	UTI	0	0	0	0	0	0	0
	B1 deficiency	0	0	0	0	0	0	0
	Worms	1	0	3	0	1	2	7
	Others	3	4	5	4	13	13	42
<b>Total</b>	<b>15</b>	<b>11</b>	<b>14</b>	<b>6</b>	<b>17</b>	<b>17</b>	<b>80</b>	
Apr-14	Lower respiratory tract infection	8	2	3	0	1	1	15
	Upper respiratory tract infection	3	5	3	7	1	0	19
	Watery diarrhoea	2	0	0	0	1	0	3
	Bloody diarrhoea	0	0	0	0	0	0	0
	Typhoid	0	0	0	0	0	0	0
	Abscess/Wound/Burns	0	0	0	0	0	0	0
	Skin diseases	0	1	0	1	0	0	2
	Meningitis	0	0	0	0	0	0	0
	Measles	0	0	0	0	0	0	0
	UTI	0	0	0	0	0	0	0
	B1 deficiency	0	0	0	0	0	0	0
	Worms	4	3	2	3	1	2	15
	Others	6	6	3	13	3	17	48
<b>Total</b>	<b>23</b>	<b>17</b>	<b>11</b>	<b>24</b>	<b>7</b>	<b>20</b>	<b>102</b>	
May-14	Lower respiratory tract infection	4	3	0	0	0	0	7
	Upper respiratory tract infection	2	2	2	0	0	1	7
	Watery diarrhoea	0	0	0	0	0	0	0
	Bloody diarrhoea	0	0	0	0	0	0	0
	Typhoid	1	0	0	1	0	0	2
	Abscess/Wound/Burns	1	0	1	1	0	0	3
	Skin diseases	0	2	1	0	0	1	4
	Meningitis	0	0	0	0	0	0	0
	Measles	0	0	0	0	0	0	0
	UTI	0	0	0	0	0	0	0
	B1 deficiency	0	0	0	0	0	0	0
	Worms	3	3	3	1	0	1	11
	Others	5	6	5	5	13	19	53
<b>Total</b>	<b>16</b>	<b>16</b>	<b>12</b>	<b>8</b>	<b>13</b>	<b>22</b>	<b>87</b>	





**No. Malaria total Summary report: SMRU Migrant: Oct-2013-September-2014**

October 2013 - September 2014  
 Total number of SCBU admissions

359

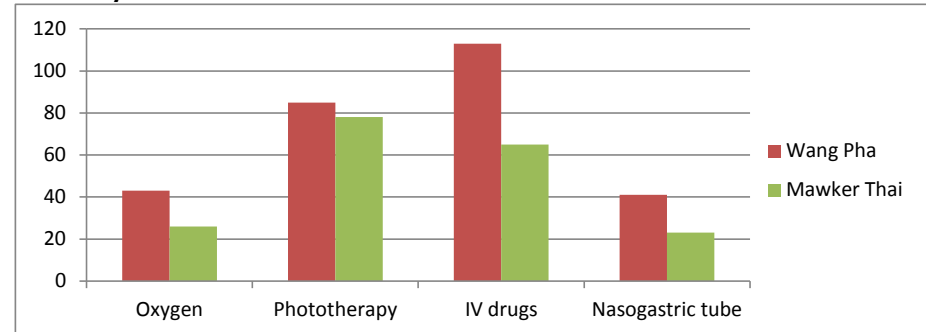
**Oct-13 to Sep-14**

	Wang Pha	Mawker Thai
Number of admissions	213	146
Median gestation (weeks)	39.05	38.5
Range gestation (weeks)	26.3-41.4	29.5-41
Median birth weight (kg)	2.87	2.78
Range birth weight (kg)	1.07-4.05	0.96-3.75

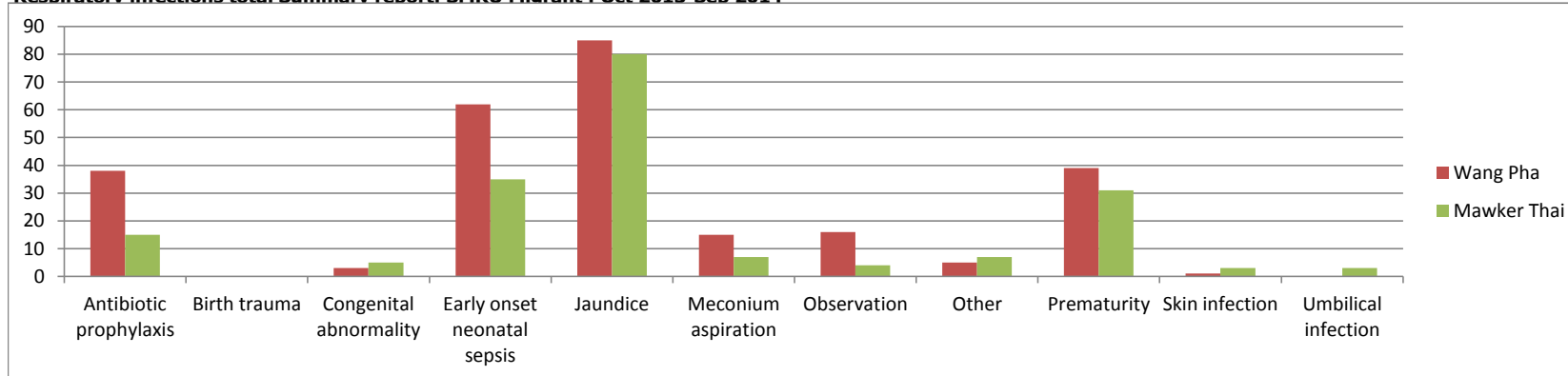
**Neonatal Deaths in SCBU**

	Wang Pha	Mawker Thai
< 28 weeks	3	1
28.0 - 36.7 weeks	4	3
> 37 weeks	3	3

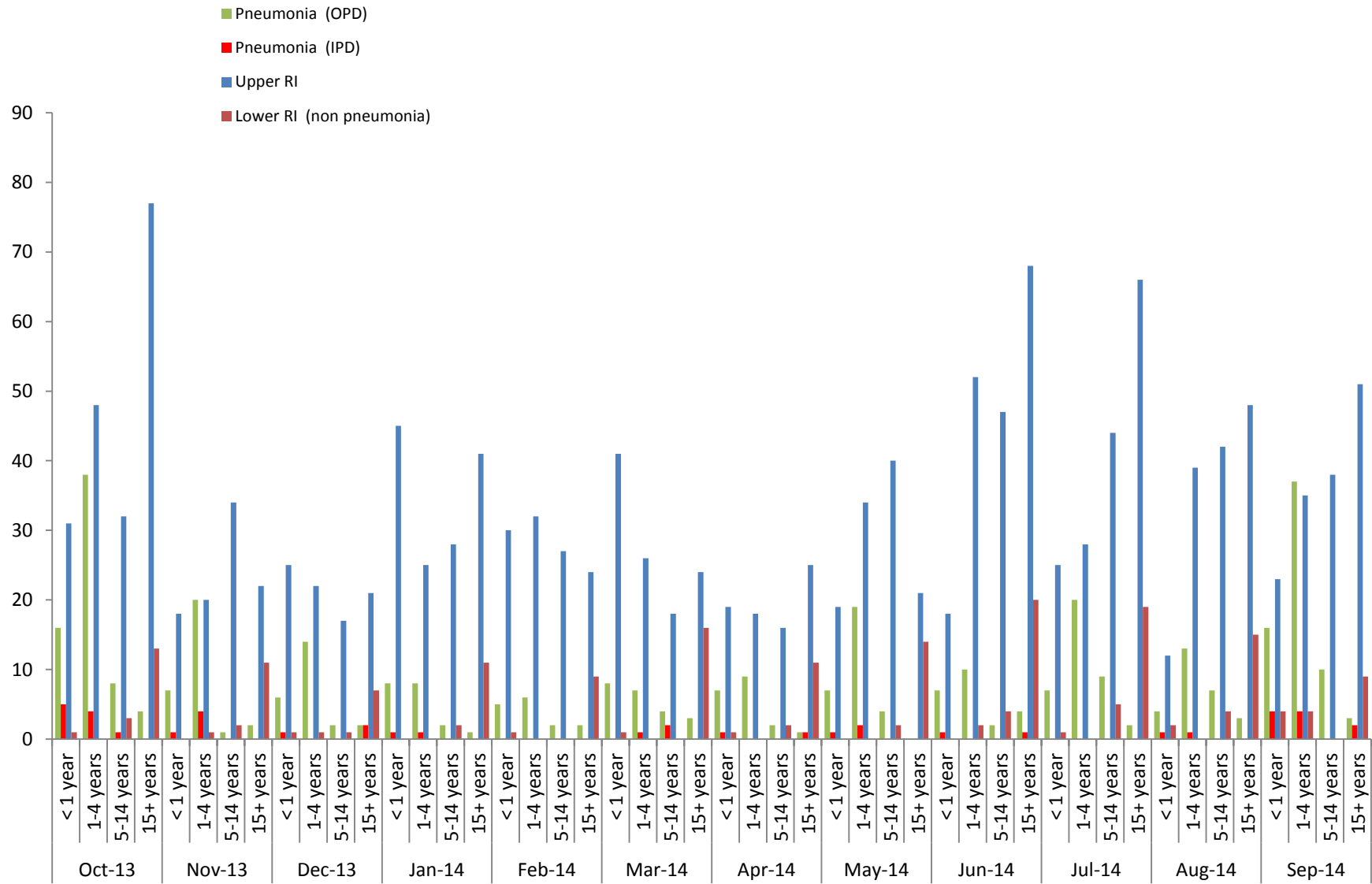
**Intensity of care**



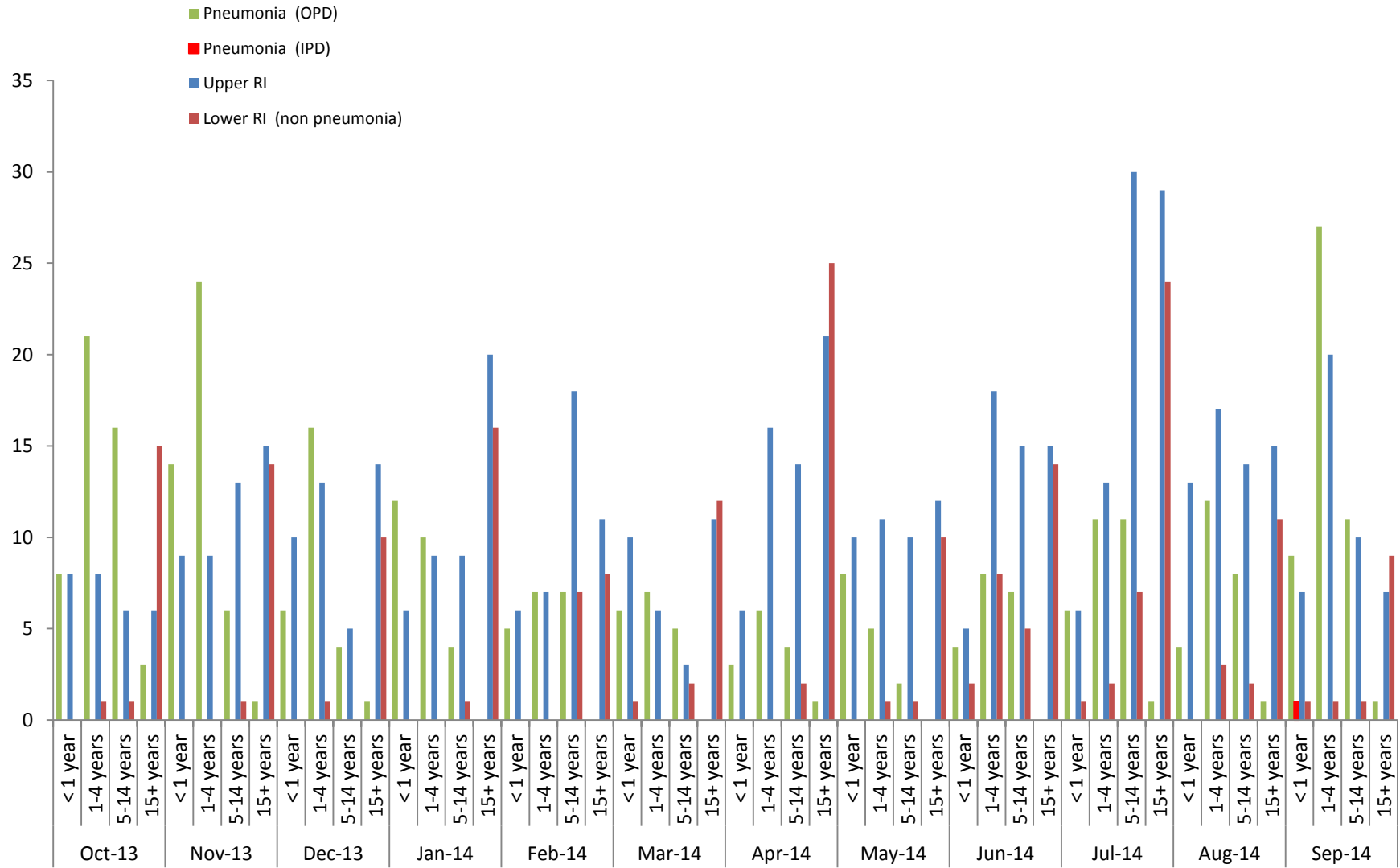
**Respiratory infections total Summary report: SMRU Migrant : Oct 2013-Sep 2014**



### Maw Ker Thai Respiratory infection : October 2013-September 2014

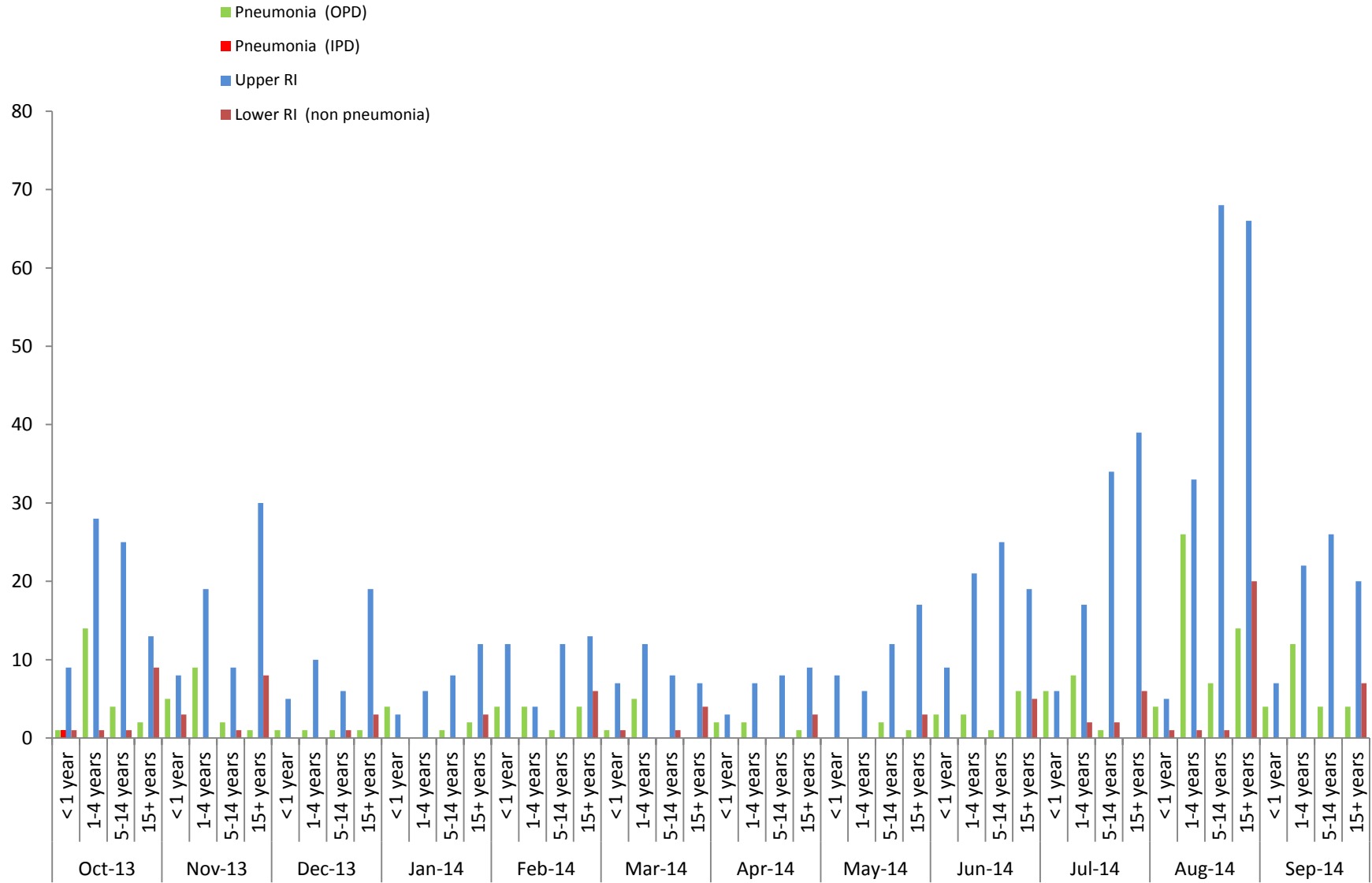


## Munrunchai Respiratory infection : October 2013-September 2014

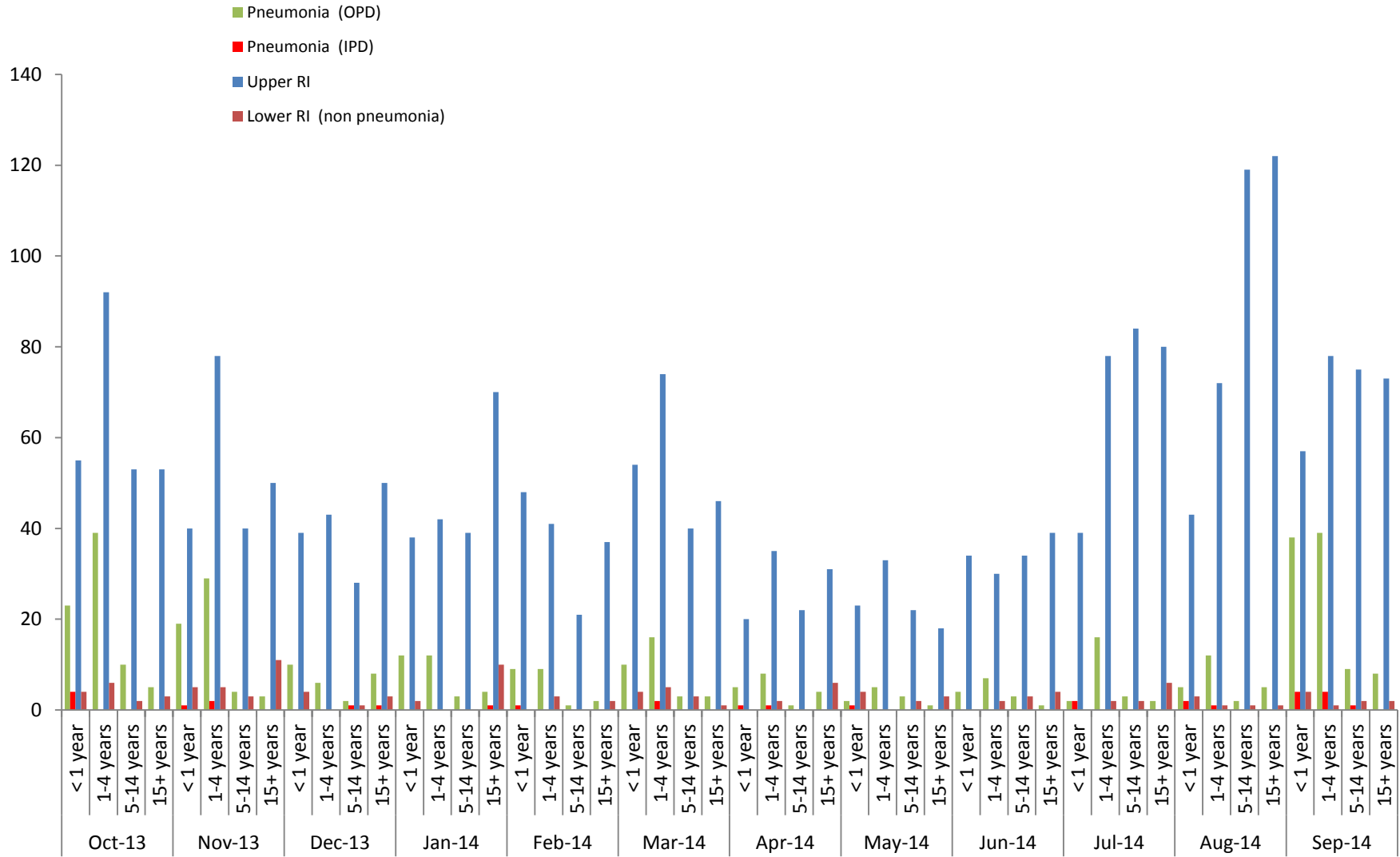




## Mae Kon Khen Respiratory infection : October 2013-September 2014



## Wang Pa Respiratory infection : October 2013-September 2014



## Tay Ka Ya Respiratory infection : October 2013-September 2014

